


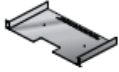






















## RealPresence Group Series Accessories

	<b>RealPresence Touch</b>	Polycom RealPresence Touch is a touch interface for RealPresence Group Series and Polycom's Immersive Telepresence solutions. Requires PoE network connection or optional external power supply (2200-42740-XXX)	8200-84190-001
	<b>Transport Case</b>	Keep your Group Series 300/310 and 500 protected when you need to transport it. This hard case with casters, retractable handle and custom foam interior accommodates Group Series base unit, EagleEye IV camera, mic array, remote control and misc cables.	1676-68466-001
	<b>EE/RPG Mount</b>	Allows the RealPresence Group Series 300, 310 or 500 and EagleEye™ IV camera to be mounted together in conjunction with the Universal Mounting Shelf. Recommend use of 2215-68675-001 mounting bracket for wall/display mounting.	2215-65169-001
	<b>1U shelf</b>	Shelf holds RealPresence Group Series 300/310 and 500 in position with a secure mounting system for 19" racks. Dimensions: 1u (1.75 inches) x17.5" (without ears, 19" width)x9.8" deep. Shelf only.	2215-06177-001
	<b>Clink2 RJ-45 to RJ-45 Cable</b>	RJ-45 Connector on both sides in various lengths typically used to connect SoundStructure to first ceiling microphone. Crossover cable configuration copper conducting material data transfer cable also connects Ceiling Microphone Arrays to Table Microphone Array	100 feet: 2200-24010-001 50 feet: 2200-24008-001 25 feet: 2200-24009-001 18 inches: 2457-23574-001
	<b>Clink2 Walta to Walta Cable</b>	Walta to Walta cable supports connections between devices with Clink2 ports including Group Series & HDX microphone array cable. Supports connections between devices with Clink 2 ports. HDX 9000 Clink input requires Walta to RJ-45 adapter.	50 feet: 2457-29051-001 25 feet: 2457-23216-001 15 feet: 2457-23215-001 10 feet: 2457-28978-001
	<b>Clink2 Walta to RJ-45F Adapter</b>	Walta (codec side) to RJ-45F Adapter Cable for connecting ceiling microphone array or other RJ-45 Clink 2 cable to Group Series & HDX8000/7000/6000/4000 series codecs.	2457-25646-001

## Audio Accessories

\*Maximum of 2 microphones on Group 300/310 or 4 microphones on Group 500/700

	<b>Ceiling Mic Primary (Black or White)</b>	Ceiling microphones pickup audio without cluttering any workspace and used as fenceposts to create an acoustic fence. Black or white spherical array pick up audio in a 360-degree pattern around the microphone, with 2'(60 cm) drop cable, electronics interface, RJ45 Wall Plate with 10 ft (3 m) Clink Straight Throughcable, 50 ft (15 m) Clink2 Crossover cable.	Black - 2200-23809-001 White - 2200-23809-002
	<b>Ceiling Mic Extended (Black or White)</b>	Additional ceiling microphones pickup audio without cluttering any workspace and create an acoustic fence in any location with Groups Series and ceiling mic primary. Extension Kit: Includes 2ft/60cm drop cable, electronics interface, 25ft/7.6m Clink2 Crossover Cable	Black - 2200-23810-001 White - 2200-23810-002
	<b>Mic array</b>	Tabletop microphone with 360 degree room coverage with 15 foot cable	2215-63885-001
	<b>SS IP 7000</b>	Conference phone delivers outstanding performance and robust capabilities for organizations operating on SIP-based VoIP platforms.	2230-40600-025
	<b>SoundStructure</b>	Installed audio solution that delivers a truly immersive audio experience for both voice and video conferences. 8, 12 or 16 channel AEC / Noise canceller / Feedback reduction w/Auto Mic Mixing and Matrix Mixer.- Includes NA power cord, user manual, software.	8 channel: 2200-33080-001 12 channel: 2200-33120-001 16 channel: 2200-33160-001
	<b>Stereo Speaker Kit</b>	This kit adds the Polycom StereoSurround experience to your room	2200-65878-001

Content Accessories			
	<b>UC Board</b>	Sensor+stylus bundle. Transform ordinary surfaces into virtual whiteboards, making video whiteboarding as easy as picking up a pen. Compatible with Group Series 300/310, 500, 550 & 700 running software revision 4.1.3 or later. Requires dual LCD monitor systems or any flat surface.	2200-61730-002
	<b>DB9-F to 8 pin Din</b>	Serial cable for the RealPresence Group Series 300/310 and 500. This cable enables communication from third party devices such as AMX®, Crestron®, or Extron® control systems	2457-63542-001
Camera Accessories			
	<b>EagleEye Director</b>	Innovative hands-free camera technology that delivers a breakthrough, 'directed', telepresence experience in every HDX or Group Series environment. EagleEye Director + 1- EagleEye III camera, for use with Group Series systems with software version 4.0.0 or later. Includes required power supply adaptor. NA power cord. (Maintenance Required)	7200-69180-001
	<b>EagleEye Producer</b>	Hands-free camera operation that uses facial recognition technology to automatically frame all room participants while also providing key analytical data to the business	EEIII: 2215-69777-001 EEIV: 2215-69791-001
	<b>EagleEye Producer Mounting Kit</b>	Secures EagleEye Producer to bracket to be used with Universal Camera Mounting (2215-68675-001) or other EagleEye IV Polycom mounting solutions. Includes: brackets, hardware and directions.	2342-65920-001
	<b>Digital Extender</b>	Allows EagleEye IV or EagleEye Acoustic, sans audio, to be mounted 330 feet away with a Cat6a cable to extend the video, control and power from the source to the destination	2215-64200-001
	<b>Digital Breakout Adapter</b>	Adapter breaks out the EagleEye IV or EagleEye Acoustic to HDMI type connector and DB9 connector. One version at the camera also provides power to the camera. At the codec the Digital Breakout Adapter connects to an available HDCI input. EagleEye Digital Breakout Adapter (DBA)-camera.	Camera: 7200-68518-125 Codec: 7200-68524-125
	<b>Mini HDCI</b>	Mini-HDCI to HDCI cable connects EagleEye IV camera to Group Series in a variety of different sizes to meet your needs	300mm: 2457-64356-030 457mm: 2457-64356-018 1m: 2457-64356-100 3m: 2457-64356-001 10m: 2457-64356-101
	<b>Wide Angle Lens</b>	Extends the field of view for EagleEye IV to 85°	4x: 2200-64390-002 12x: 2200-64390-001
	<b>Universal Camera Mount</b>	Provides necessary parts to mount the EagleEye IV on the wall, a tripod or a display.	2215-68675-001
	<b>Privacy Cover</b>	For added security, the privacy cover for either the EagleEye IV or the EagleEye III secures to the camera allowing you to open and close the cover as needed. The EagleEye IV and the EagleEye III have different part numbers.	2215-28454-002
Software Licenses			
	<b>Multi-Point license</b>	Supports up to 6 participants on Group 500 and 8 participants on Group 700	5150-65081-001
	<b>1080p license</b>	Up to 1080p60 video resolution for video or content on Group Series	5150-65082-001
	<b>MSFT interoper license</b>	Enables support for Microsoft RTV codec and direct calls to MS AV MCU	5150-65083-001
	<b>2<sup>nd</sup> display on 300/310</b>	Enables 2nd monitor output (HDMI) on Group Series 300/310	5150-65085-001